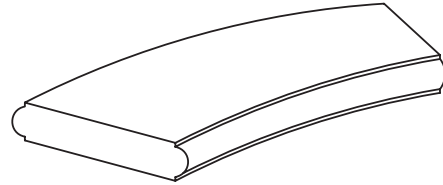
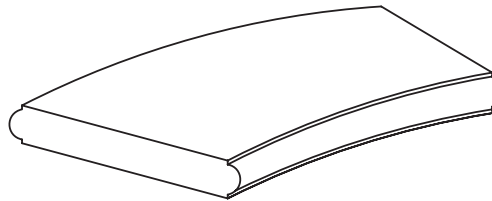


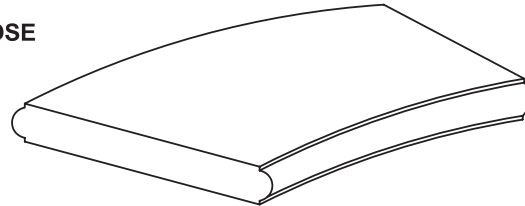
10-<sup>1</sup>/<sub>4</sub>" WIDTH, 2 SIDE BULLNOSE




12" WIDTH, 2 SIDE BULLNOSE



14" WIDTH, 2 SIDE BULLNOSE



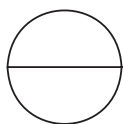
16" WIDTH, 2 SIDE BULLNOSE



24" WIDTH, 2 SIDE BULLNOSE

**NOTES:**

1. PRECAST UNITS ARE INDIVIDUALLY HAND CAST. LENGTHS ARE APPROXIMATE. SOME VARIATIONS ARE EXPECTED.
2. INSTALLATION TO BE COMPLETED IN ACCORDANCE WITH GENERALLY ACCEPTED MASONRY PRACTICE.
3. SMOOTH FINISH ON TOP & NOSE. SANDBLAST FINISH AVAILABLE.
4. PRECAST UNITS MAY BE CUT TO FIT FIELD CONDITIONS.



**CLASSIC WALL CAP - GENERAL RADIUS**

SCALE: N.T.S.