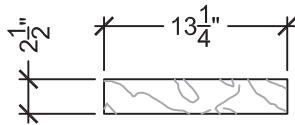
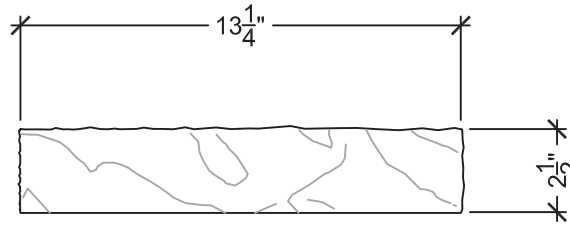
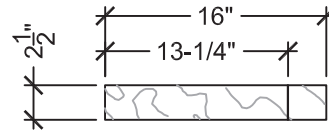


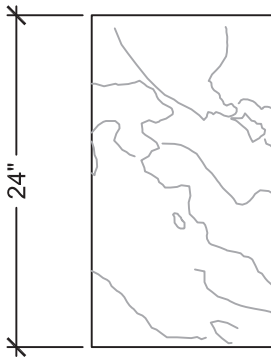
NOTE:
SUGGEST 3/8" JOINT
BETWEEN PIECES



STRAIGHT
SIDE VIEW

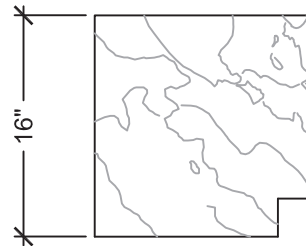


CORNER
SIDE VIEW



STRAIGHT
TOP VIEW

THICKNESS: 2-1/2"
SIZE: 13-1/4" x 24"



CORNER
TOP VIEW

THICKNESS: 2-1/2"
LENGTH: 16" x 16"
JOINS W/ STRAIGHT
PIECES TO FORM CORNERS.

NOTES:

1. PRECAST UNITS ARE INDIVIDUALLY HAND CAST. LENGTHS ARE APPROXIMATE. SOME VARIATIONS ARE EXPECTED.
2. INSTALLATION TO BE COMPLETED IN ACCORDANCE WITH GENERALLY ACCEPTED MASONRY PRACTICES.
3. SONORASTONE® FINISH ON TOP AND SIDES.
4. PRECAST UNITS MAY BE CUT TO FIT FIELD CONDITIONS.



SONORASTONE® GARDEN STEP DETAILS
SCALE: N.T.S.